










Year Three – Art: Do we always see what we create?



Subject Specific Vocabulary	
coiling	To arrange something long and flexible into a coil.
pinching	To grip something tightly and sharply between finger and thumb.
slab construction	A method of making pottery in which a thick, flat plate, or slice of clay is cut into shapes which are joined to form an object.
pointillism	A technique of painting in which small, distinct dots of colour are applied in patterns to create an image.
cubism	A style of painting which shows objects from many angles at once.
sculpture	A 3D representation of art.
impasto	The use of thick layers of paint to create an effect.

	Sticky knowledge
	
	Georges Seurat was a famous French painter who used a technique called pointillism .
	There are different brush types that can give different effects, for example, dotting with a small tip can give small precise marks. This is called pointillism .
	A sketchbook is frequently used by artists for drawing or painting as a part of their creative process.
	Pablo Picasso was a famous Spanish, cubist artist. He is one of the most famous artists from the 20 th Century.
	Paintings can be produced by using different techniques, for example, impasto is where you can use thick layers of paints.
	Barbara Hepworth was a modernist, British sculpturer who was inspired by nature and the world around her.
	Coiling and pinching are techniques used to create clay sculptures. Coiling is putting clay into a cylindrical shape. Pinching is to grip tightly or sharply.
	Evaluation is judging the quality and value of something.

Exciting texts!

