

Year 3

Summer Term 2025



Welcome back to our summer term!

We hope you all had a wonderful Easter break filled with lovely family time and chocolate!

As a reminder, healthy snacks (such as fruit or cereal bars) are allowed in school for break times.

Remember, if you have any concerns, please don't hesitate to come and talk to us.

The Year 3 Team – Miss Flint and Mrs Brough

Reading Diaries and Books

It is a homework expectation that your child reads at home to an adult every day, so please make sure you sign their diary to show this. And please ensure your child brings their book and diary to school every day.

If you need any support with reading at home with your child, please don't hesitate to contact us.

Your child will regularly read their book in class and will record any homework, spellings and reading to an adult in their diaries.

PE Kits

On the day of PE, children will come into school in their PE kits. This is every **Tuesday** and **Thursday** for Year 3.

They need to wear their purple Team Pinxton kits and suitable trainers. Children will be unable to join in with the sports coach if PE kits are not worn.

Please make sure earrings are removed and hair is tied up on these days.

Important Dates

Event	Dates
Return to school	13 th April
Hook Afternoon (normal school day)	15 th April
Bank Holiday	4 th May
Colour run	21 st May
Half Term	22 nd – 31 st May
Return to school	1 st June
Trip to Yorkshire Sculpture Park	2 nd June
Class photos	22 nd June
Sports Day	1 st July
Reserve Sports Day	2 nd July
Pupil Conference	7 th July
Attendance Fun Day	21 st July
Last day of Summer term	23 rd July

Homework

Children are expected to read, practise their spellings and practise their times tables (on TT Rockstars) **daily**.

This homework is compulsory and is designed to build on the learning we do in school. Please make sure children your child's diary is signed daily or seek help if they are stuck. TT logins can be found in the back of your child's home school diary.

White Rose Maths videos are also shared in Class Dojo every week with the week's learning and these need to be watched each day.

Follow us on social media, where we showcase our wonderful school and learning experiences.



Do we always see what we create?

This term, our enquiry question is 'Do we always see what we create?' This is an art and design based enquiry. Throughout the term we will be learning about the artwork of Georges Seurat, Pablo Picasso and Barbara Hepworth. As artists, we will learn about their style of artwork, recreate it, and make comparisons. We will look carefully at how paint and brushes have been used to create certain effects by artists, and then apply this to our own paintings.

We will begin our enquiry with our hook where we will experience how we can use a pencil to create an effect. Then later on in the term, we will enjoy a trip to Yorkshire Sculpture Park to see the sculptures!

Deepening Knowledge Task

Reading

Reading is the gateway to the curriculum.

We will be reading the text 'Art and Max'

Have a look at the following link to listen to the story at home:

<https://www.youtube.com/watch?v=7cBK67JqQaA>

Writing

This term we will be writing a newspaper report after our trip to the Yorkshire Sculpture Park. Can you write a newspaper report about one of your days out. Use the link to learn more about what needs to be in a newspaper report:

<https://www.bbc.co.uk/bitesize/articles/z2gk9qt#z2xxfdm>

We will also be writing a biography of Georges Seurat's life. Perhaps you could have a go at writing a biography of an artist you enjoy the work of. This website can help you to research different artists:

<https://www.bbc.co.uk/bitesize/subjects/zxv346f>

Maths

We follow the White Rose scheme in Maths. Follow the link below and you can follow lesson by lesson what your child is learning in school.

<https://whiteroseeducation.com/parent-pupil-resources/maths/home-learning?year=year-3-new>

By the end of Year 3, it is expected that all children can quickly recall their 2, 5, 10, 3, 4 and 8 times tables. Please use TT Rockstars to support in learning these at home. We will continue to post links to songs we use in class, on Class Dojo.

Science

In science, our focus will be **biology** and we will be learning about **Plants**. The following link will support this learning at home: <https://www.bbc.co.uk/bitesize/topics/zy66fq8>. Perhaps you could set up your own plant experiment at home or in the garden to find out about what plants need to survive.

RE

This term, we will be learning about 'What it means to be a Christian today?' and 'Why is the Bible so important for Christians today?'

These videos can help you to learn more about Christianity and the Bible:

Christianity

<https://www.bbc.co.uk/bitesize/topics/ztkxpv4/articles/zvfnkmn>

The Bible:

<https://www.bbc.co.uk/teach/class-clips-video/what-is-the-christian-holy-bible/zf4h382>

Can you create a booklet/poster explaining the main parts of the Christian religion and why the Bible is so important to Christians?

PSHE

Over the Summer term we will be focusing on **healthy lifestyles** (including **mental health**), **keeping safe** and **drugs, alcohol and tobacco**.

Use this website link to explore more:

<https://www.bbc.co.uk/bitesize/articles/zg982nb>. Can you create a leaflet explaining the positives and negatives of medicines?

Computing

We teach Computing through Purple Mash. This term we will be learning about how to use spreadsheets, make presentations using Google Slides, and learn how networks work.

You can find out more about these on Purple Mash:

https://www.purplemash.com/#tab/teachers/computing_sow/computing_sow_y3

PE


Outdoor PE: Running, Rounders
Indoor PE: Jumping and throwing, Competitions.










Use this website link to explore more:

<https://www.thenational.academy/pupils/programmes/physical-education-primary-year-3-/units/athletic-activity-run-jump-and-throw-1-4b0c/lessons>

Subject Specific Vocabulary	
coiling	To arrange something long and flexible into a coil.
pinching	To grip something tightly and sharply between finger and thumb.
slab construction	A method of making pottery in which a thick, flat plate, or slice of clay is cut into shapes which are joined to form an object.
pointillism	A technique of painting in which small, distinct dots of colour are applied in patterns to create an image.
cubism	A style of painting which shows objects from many angles at once.
sculpture	A 3D representation of art.
impasto	The use of thick layers of paint to create an effect.

Exciting texts!



Sticky knowledge	
	
	Georges Seurat was a famous French painter who used a technique called pointillism .
	There are different brush types that can give different effects, for example, dotting with a small tip can give small precise marks. This is called pointillism .
	A sketchbook is frequently used by artists for drawing or painting as a part of their creative process.
	Pablo Picasso was a famous Spanish, cubist artist. He is one of the most famous artists from the 20 th Century.
	Paintings can be produced by using different techniques, for example, impasto is where you can use thick layers of paints.
	Barbara Hepworth was a modernist, British sculpturer who was inspired by nature and the world around her.
	Coiling and pinching are techniques used to create clay sculptures. Coiling is putting clay into a cylindrical shape. Pinching is to grip tightly or sharply.
	Evaluation is judging the quality and value of something.