

Pinxton Village



Longwood Infant Academy

John King Infant Academy

Kirkstead Junior Academy

**Information about our remote
education**

Remote education provision: information for parents

This information is intended to provide clarity and transparency to pupils and parents or carers about what to expect from remote education where national or local restrictions require entire cohorts (or bubbles) to remain at home.

For details of what to expect where individual pupils are self-isolating, please see the final section of this page.

The remote curriculum: what is taught to pupils at home

From the first day of being educated remotely, children will be able to access the remote learning grid which contains the week's learning. This learning is the same as the children will be learning in school. These grids are uploaded to ClassDojo Class Stories every Monday morning.

What should my child expect from immediate remote education in the first day or two of pupils being sent home?

On each class story on the digital learning platform (ClassDojo), all children from reception to year six will have a remote learning grid uploaded every Monday which contains the week's learning. The grid contains hyperlinks to resources, pre-recorded video content made by teachers, and commercial pre-recorded videos e.g. White Rose Maths and Oak National Academy.

We are currently exploring and trialling the use of live streamed lessons in year 6, where one lesson is taught fully live each day. In all other year groups, morning meetings, to set the expectations for the day, and a lunch time learning surgery will be streamed daily using Microsoft Teams to support the learning of children at home. The offer we are providing is blended, ensuring we are using the right platforms and tools for learning to best meet the need of our school community.

To support learning, additional resources are uploaded to a class Dropbox and are hyperlinked in the remote learning grid e.g. What A Good One Looks Like (WAGOLL), word and sound mats, scaffolding, modelling etc. Our teaching and learning team are also available throughout the school day to provide support for learning.

Following the first few days of remote education, will my child be taught broadly the same curriculum as they would if they were in school?

We teach the same curriculum remotely as we do in school. The children are taught a broad and balanced curriculum whether they are at home, or in school. We will be following the long term and medium-term planning to ensure that all children access this fully. This ensures that remote learning mirrors the learning in-school.

Remote teaching and study time each day

How long can I expect work set by the school to take my child each day?

We expect that remote education (including remote teaching and independent work) will take pupils broadly the following number of hours each day:

Early Years Foundation Stage (EYFS)	3 hours 5 minutes
Key Stage 1	3 hours 15 minutes
Key Stage 2	4 hours 30 minutes

Accessing remote education

How will my child access any online remote education you are providing?

Our remote learning grids contain hyperlinks to all aspects of learning and are posted on class stories on our remote learning platform, Class Dojo. Other remote platforms such as Microsoft Teams, White Rose Maths, Oak National Academy and Purple Mash are also used to support learning.

If my child does not have digital or online access at home, how will you support them to access remote education?

We recognise that some pupils may not have suitable online access at home. We take the following approaches to support those pupils to access remote education:

- Pinxton Village Academies will loan devices to pupils. These devices will match the devices they use in school to support accessibility – infant age children may be loaned an iPad, and junior aged children a Chromebook. If you do not have a device at home, please contact your child's class teacher, or the school office.
- We are also able to loan a limited number of devices to enable an internet connection (for example routers or dongles). If you do not have internet at home, please contact your child's class teacher, or the school office.
- If you need access to printed materials, to support with online learning, or because you do not have online access, please contact your child's class teacher, or the school office.
- Remote learning grids are uploaded to class stories on Class Dojo. Completed independent learning is then submitted using Class Dojo portfolios or by email to class email addresses.
- If we are unable to overcome barriers to enable a child to learn from home, a place will be made available in school.

The school offices can be contacted by email or phone:

01773 303420 (Option 1 for Kirkstead, option 2 for John King and option 3 for Longwood)

enquiries@pinxtonkirkstead.derbyshire.sch.uk

enquiries@johnking.derbyshire.sch.uk

enquiries@longwood.derbyshire.sch.uk


How will my child be taught remotely?

We use a combination of the following approaches to teach pupils remotely:

- Teachers pre-recording their own lessons for the children
- Recorded teaching (e.g. Oak National Academy lessons, video/audio recordings made by teachers)
- Commercially available websites supporting the teaching of specific subjects or areas, including video clips or sequences
- Using digital platforms, including: PurpleMash and TTRockstars
- Trialling live drop-in sessions using Microsoft Teams
- Trialling live streamed lessons for Year 6 using Microsoft Teams
- Printed paper packs produced by teachers (e.g. workbooks, worksheets)
- Modelling, scaffolding and resources which are hyperlinked to the grid to support the children's learning after the teacher's input

Engagement and feedback

What are your expectations for my child's engagement and the support that we as parents and carers should provide at home?



Remote Learning expectations for children


(in line with DfE Guidance for Schools)


Whether we are learning at home or in school, we are all part of PVA and should remember our values and:
Be safe, be respectful and be ready to learn.

The basics
Get up, get dressed, brush your teeth, have your breakfast and be ready to learn.
Have your water bottle and a snack nearby.
Make sure you have everything you need e.g. pencils, paper, digital device.
Log on to ClassDojo and complete all of the lessons on your remote learning grid.
If you are stuck, **persevere** – you can do it! Watch the teacher's video again and look at the resources the teachers have provided. Email or message your teacher if you are stuck.

Behaviour for learning
Enjoy the learning! Have fun with the challenges! **Aspire** to greatness!
Be focused during learning time.
Make sure you follow the online safety rules.
Have a go at working independently.
Celebrate your successes and be **confident**.

Brilliant work
Take **responsibility** for your own learning. Make sure you have done all of the learning your teacher has set on the remote learning grid.
Have **pride** in your work at all times and make sure you present it with high standards.
Check your work, edit and improve your work then submit it to your teacher. All work needs to be sent to your teacher.





Remote Learning expectations for families

(in line with DfE Guidance for Schools)

Routines
Keep to the usual school daily routines - getting up / bedtimes. The expectation by the government is that children will be learning at home remotely.
Follow the remote learning grid on ClassDojo. Set up a remote learning timetable that includes break times and lunch times and works for your family.

Readiness to learn
Choose a place that is quiet and free from distraction for your child to learn.
Follow the usual online safety rules for digital devices.
Ensure all resources are available e.g. pencils – please contact the school if you need anything

Respond to need
Check in with your child at points during the day, the teacher will teach the learning by providing videos, and resources to model and scaffold the learning.
Contact school if you have any issues or concerns.

How will you check whether my child is engaging with their work and how will I be informed if there are concerns?

- Each day, teachers will check pupils' engagement with remote learning.
- If a child has not engaged in remote learning on Day one, a text message will be sent. If a child has not engaged on Day two, a phone call will be made to speak to the families to support with overcoming barriers to remote learning.

How will you assess my child's work and progress?

Feedback can take many forms and may not always mean extensive written comments for individual children. For example, whole-class feedback or quizzes marked automatically via digital platforms are also valid and effective methods, amongst many others. Our approach to feeding back on pupil work is as follows:

- 1-to-1 feedback about independent learning tasks
- Whole class feedback
- Peer and self-assessment
- Children will receive daily feedback about independent learning tasks returned to teachers

Additional support for pupils with particular needs

How will you work with me to help my child who needs additional support from adults at home to access remote education?

We recognise that some pupils, for example some pupils with special educational needs and disabilities (SEND), may not be able to access remote education without support from adults at home. We acknowledge the difficulties this may place on families, and we will work with parents and carers to support those pupils in the following ways:

- All children will have an ambitious, broad and balanced curriculum
- Children with special educational needs will typically be invited to learn in school, where this is in the best needs of the child. Children with special educational needs who are learning remotely will receive support from teachers and teaching assistants via phone calls.
- Some children will receive a bespoke curriculum that may be differentiated or scaffolded according to their individual need.
- EYFS and KS1 teachers are delivering the same curriculum and following the same teaching delivery as older children. Through the use of live teaching (both streamed and pre-recorded), the teachers are teaching the learning. This is delivered in a way to engage the children and enable them to complete some tasks with greater independence. However, we are aware that this age group are likely to require some support from their families.
- Teachers are available during school hours for support throughout the day by instant message (on Class Dojo) or by direct email to class email addresses

Remote education for self-isolating pupils

Where individual pupils need to self-isolate but the majority of their peer group remains in school, how remote education is provided will likely differ from the approach for whole groups. This is due to the challenges of teaching pupils both at home and in school.

If my child is not in school because they are self-isolating, how will their remote education differ from the approaches described above?

Our approach to children not in school due to self-isolating is the same as our remote education offer. Each week, the remote learning grid, hyperlinks and resources are available on Class Dojo to any child working remotely. This ensures that all children, whether in or out of school are able to access the same learning. We strive for every child to have access to a taught, well planned and sequenced curriculum with ambitious independent learning tasks.

When the majority of a group remain in school, there may be fewer pre-recorded lessons made by the class teacher, but other teaching material will be sourced.