

Year 1

Summer Term 2024



Welcome back!

We hope you have had a lovely Easter break. This term we are going to have a great hook day where we will experiment how we can make a mark with different tools! We are also looking forward to our trip to Nottingham Contemporary Art Gallery, to learn about different types of art and how art is displayed ready to make our own art gallery at the end of the year.

Remember, if you have any concerns, please don't hesitate to come and talk to us.

♥ Miss Wagstaff, Miss Bullock and Miss Muneer. ♥

Reading Diaries and Books

Your child will regularly read their book in class and we will look at their diaries daily. We have a 3 book approach with decodables: one book they are fluent with, one decodable to practise throughout the week and one library book to read for pleasure.

PLEASE make sure your child brings their book and diary to school every day as every spare moment we have in school we will try and read with your child. Please try and read with your child every day as becoming a reader is the most important part of your child's education.

Reading is the gateway to the curriculum.

We have reading breakfasts every term and hope to see you in school!

PE Kits

PE days:

All PE days are on Monday and Wednesday.

Your child's Team Pinxton PE kit should be worn to school on the above PE days. These are available to buy through parent pay.

On PE days, please make sure earrings are removed and hair is tied up.

Important Dates

Event	Dates
Return to school	15 th April
Trip- Art gallery	16 th April
Infant reading breakfast	18 th April
Inset Day	24 th May
Half term	27 th May
Sports day	25 th June
Summer fair	10 th July
Year 1 art gallery	19 th July
Summer holidays	24 th July

Homework

The children will have access to phonics videos on class dojo, modelling the week's sounds, so that the children can practise these at home. Alongside their daily reading practise, children will also have a daily counting activity to do.

White Rose Maths videos are also shared on a Friday for the following week's learning so your child can watch them daily before the lesson. They can also use these videos after the lesson to concrete their learning of a particular objective.

There will also be the weekly Early Language challenges posted on the school's social media sites.

Follow us on social media, where we showcase our wonderful school and learning experiences.










How can I make a mark?

In Summer, our enquiry question is, 'How can I make a mark?'. This is an art-based enquiry because now we have learnt about where we all belong and the United Kingdom and the people who have made a difference to the world that we live in, we can start to learn about different artists and how they make their marks to explore making our own. Throughout the term we will be learning about the artist, Alma Thomas, Vincent Van Gogh and the sculptor Henry Moore. On the next page is a knowledge organiser showing the 'sticky knowledge' that we want the children to acquire throughout this enquiry. To support us with our learning we have a trip booked to Nottingham Contemporary Art Gallery!

Pinxton Village Academies

Year One – Art: How can I make a mark?

Sticky knowledge		Subject Specific Vocabulary	
	<p>An artist is a person who makes paintings or drawings as a profession.</p> <p>Art appreciation involves discussions around a piece of art looking at likes and dislikes</p>	appreciation	Recognition and enjoyment of the good qualities of someone or something.
	Alma Thomas was born in Washington and was an influential African American artist. Alma Thomas used large, repeated dabs of colour, separated by white space. Alma Thomas uses bold colours to form simple, flat shapes, stripes, and fields of colour.	representation	The action of speaking or acting on behalf of someone or the state of being so represented.
	Vincent Van Gogh was an influential painter. He was famous for his paintings such as Starry Night and Sunflowers. He painted portraits, self-portraits and landscapes. <p>Van Gogh used bold expressive lines and thick paint to create his style. He used darker colours and started using lighter colours near the end of his life. He became famous after his death.</p>	sculptor	An artist who uses malleable materials, such as clay or playdough.
	Henry Moore was a British sculptor famous for his sculptures of people with bumpy forms and hollow spaces in their bodies. He used flowing, abstract shapes in his sculptures.	primary colours	Colours which can be mixed to make other colours.
	Secondary colours are green, purple and orange. <p>Tertiary colours are made when you mix a primary and secondary colour together.</p>	technique	The way of doing something.
	Sketchbooks can help us explore and experiment, research and collect. Sketchbooks can show an art journey but can also help us reflect on our art.	artist	A person who creates paintings or drawings.
	Malleable materials can be manipulated to sculpt art such as clay, wire and foil. Non-malleable materials can be joined to create new shapes such as cardboard, wood, metals.	influential	The power to change or affect someone or something.
		manipulate	To control something in a skilful manner.


Enhancer Sticky Knowledge

Design criteria lists the aspects which must be included in the design and product.

Safely means following instructions carefully so as not to hurt yourself or others

A product can be made stronger by using a stronger material (plastic rather than paper) or stronger joints (Sellotape rather than masking tape).

Exciting texts!



Deepening Knowledge Task

Your home learning challenge to deepen your understanding:

Reading

Reading is the gateway to the curriculum, and it is really important your children practice and apply the sounds they learn in school.

Comprehension texts will be sent home each week for your child to complete.

Writing

This term, we will be writing a biography on Vincent Van Gogh to tell the Year 2s all about him. See what you can find out about Vincent Van Gogh!

[Who is Vincent van Gogh? | Tate Kids](#)

We will also be writing a narrative on the story 'The Dot'! Have a look around and think about what art may have begun from just a dot!

We are going to be writing a free verse poem to our year 2 teacher to tell them all about ourselves. Now we are great at acrostic poems, have a look at some free verse poems! Which one was your favourite and why?

[Six Best Examples Of Free Verse Poems For Kids \(momjunction.com\)](#)

Finally, we will be writing a set of instructions on how to create an easel to help the year 1s next year! Have a think about the materials we may need to make an easel for our artwork! Watch this video on writing clear instructions!

[How to write clear instructions - BBC Teach](#)

Maths

We follow the White Rose scheme in Maths. Follow the link below and you can follow lesson by lesson what your child is learning in school.

[Maths resources for teachers | White Rose Maths \(whiteroseeducation.com\)](#)

This is a great resource to support your child and for you to see how we teach maths.

Science

In science, we will be naming and learning about different animals and what they eat. We will also be learning about the different types of garden plants and will be planting our own seeds! Along with looking at evergreen and deciduous trees.

Share these links with your child to learn more.

[What types of food do carnivores, omnivores and herbivores eat? - BBC Bitesize](#)

[Wild and garden plants - BBC Bitesize](#)

RE

We follow the Derbyshire Syllabus. This term, we will be learning about the Christian faith.

Watch this video to learn about Christianity- [What is Christianity? - BBC Bitesize](#)

PSHE

We teach PSHE through the PSHE Association. This term we will be learning about rules, families and staying safe. Have a look at the places you go and see what rules there are about!

Computing

We teach Computing through Purple Mash. This term we will be learning about algorithms and creating programs. Below are some useful websites to support you.

https://www.internetmatters.org/?gclid=EAlaQobChMly7qxmzP8glVzeF3Ch23sABvEAAAYASAAEgKL1_D_BwE

PE

In PE, we will be improving our fitness as this is so important to keep us physically and mentally healthy. Try PE with Joe Wicks to improve your fitness.

--	--

Year 1